



SPARE PARTS PICTURE BOOK 2023

Dear Business Partners,

Thank you for choosing Blowtherm USA for your OEM spare parts, which guarantee smooth operation and long life of your Blowtherm equipment. In fact, the use of non-original components compromises the warranty of the product and, in any case, will not ensure product safety.





To our Authorized Distributors: We suggest keeping spare parts in stock, as per your experience, ensuring timely service to your/our Customers.

We'd like to remind you of the main supply conditions as follows:

- *Standard crating is included for truck loads and FedEx.*
- *Reinforced crating for AIR or LCL deliveries is not included and is charged separately.*
- *Costs change according to the crating.*
- *Contact Blowtherm USA for current pricing and availability.*

We wish you all the best for your business,

Blowtherm USA

		<p>THE KIT CONSISTS OF THE FOLLOWING COMPONENTS:</p> <ul style="list-style-type: none"> 9CH0050 x1 9CH0020 x1 9CH0048 x2 9CH0049 x1 9CH0055 x1 GREY COLOUR
<p>7AP9708 REMOTE CONTROL FOR ULTRA AIR SPEED U.A.S.</p>	<p>7SO9030 NEW SENSOR KIT</p>	<p>7CH0006 ANTI-PANIC HANDLE W/BAR FOR E/W LATERAL PERSONNEL DOOR</p>
<p>((PICTURE IS NOT AVAILABLE))</p>	<p>(PICTURE IS NOT AVAILABLE)</p>	<p>(PICTURE IS NOT AVAILABLE)</p>
<p>7SE9011 CO DETECTION KIT</p>	<p>7SE9012 CO DETECTION KITFOR PLC</p>	<p>7ST0363 CEILING BAR FOR 3.620-4.120 mm WIDEPLENUM</p>
<p>RAILS ARE NOT INCLUDED</p> 		<p>(PICTURE IS NOT AVAILABLE)</p>
<p>7ST0401 ADDITIONAL CEILINGBAR FOR EXTRA/WORLD</p>	<p>7TE9200 SET OF MAGNETS FOR MANUAL CURTAIN</p>	<p>7TR9001 CP 112 KIMO KIT</p>









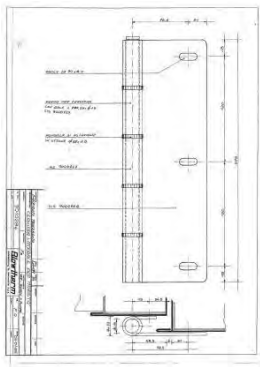
		
<p>7DEC010 – ACTIVE CHARCOAL CARTRIDGE D367X1000</p>	<p>7DEC011 – ACTIVE CHARCOALCELL CARBOFIL DIM. 750X748X48</p>	<p>9CA9170 EMPTY CHARCOAL CARTRIDGE Ø365 M=1000 mm</p>
<p>(PICTURE IS NOT AVAILABLE)</p>		<p>(PICTURE IS NOT AVAILABLE)</p>
<p>7GTS145 150kW HEAT EXCHANGER W/ACCESSORIES (INSPECTION KIT, FLANGE AND GASKET, NEW FRONT INTERMEDIATE AND LOWER WHITE PANELS L=1.200 mm) (9OB9015 + 9GU6285 + 9FL6016 + 9PA8701 + 9PA8650 OR 9PA7194 + 9PA8649 FOR THE MINI GALVANIZED VERSION L=1.000 mm)</p>	<p>7GTS265 260kW HEAT EXCHANGER W/ACCESSORIES (INSPECTION KIT, FLANGE AND GASKET, NEW FRONT INTERMEDIATE AND LOWER WHITE PANELS) (9OB9015 + 9GU6285 + 9FL6017 + 9PA8701 + 9PA8650)</p>	<p>7GTS355 350kW HEAT EXCHANGER W/ACCESSORIES (INSPECTION KIT, FLANGE AND GASKET, NEW FRONT INTERMEDIATE WHITE PANELS) (9OB9015 + 9GU6285 + 9FL6018 + 9PA8701)</p>

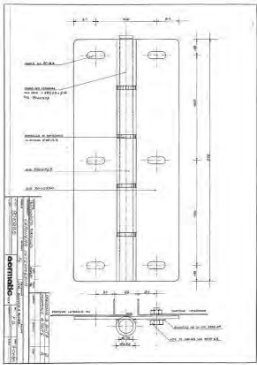
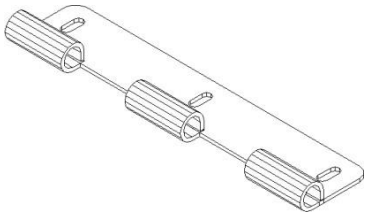







<p>(PICTURE IS NOT AVAILABLE)</p>	<p>(PICTURE IS NOT AVAILABLE)</p>	
<p>7GTS291 290kW HEAT EXCHANGER W/ACCESSORIES (FLANGE AND GASKET, NEW FRONT INTERMEDIATE WHITE PANELS -no inspection kit) (9GU6285 + 9FL6018 + 9PA8649)</p>	<p>7GTS010 TURBOLATORS KIT FOR EXTRA HEAT EXCHANGER</p>	<p>9SF6001 FLAME VIEWER PEEPHOLE KIT - FIX - Ø173 IH/AR D6610734</p>
		
<p>9AP0058 CONTROL BOX LME21.330*2 230V50-60Hz</p>	<p>9AP0071 AMPLIFIER R7847A1033</p>	<p>9AP0072 BASE FOR SERIE 7800 X PA*Q7800B1003</p>
		
<p>9AP0172 SOFTSTARTER 4,0kW 9A400V*SMC-3</p>	<p>9AP0173 SOFTSTARTER 5,5kW 16A400V*SMC-3</p>	

		
<p>9AP0253 INVERTER 15kW 208/240V ATV320</p>	<p>9AP0263 INVERTER 5,5kW 208/240 V ATV320</p>	<p>9AP0265 INVERTER 7,5kW 208/240V ATV320</p>
		
<p>9AP0266 DELTA INVERTER 11Kw 208/240V</p>	<p>9AP0267 INVERTER 11kW 208/240V ATV320</p>	<p>9AP0275 INVERTER 7,5kW 208/240 V ATV320 – USA/CND</p>
		
<p>9AP0276 INVERTER 7,5kW 460/480V ATV320 – USA/CND</p>	<p>9AP0277 INVERTER 11kW 208/240V ATV320 – USA/CND</p>	<p>9AP0278 INVERTER 11kW 460/480V ATV320 – USA/CND</p>

		
<p>9AP0027 PIZZATO SAFETY MODULE - CS MP202MO (to be programmed before the shipment)</p>	<p>9AP0300 PLC M258 CTRL ETH/SL/2PCI/42DIO/4AI (to be programmed before the shipment)</p>	<p>9AP0301 PLC M241-24IO RELAY ETH.+2 SERIALS (to be programmed before the shipment)</p>
		
<p>9AP0303 5,7" COL TFT,ETH SD TOUCH TERMINAL (M241) (to be programmed before the shipment)</p>	<p>9AP0305 5A UNIVERSAL STABILIZED POWER SUPPLY (M241)</p>	<p>9AP0310 4AI PT100/1000 16 BITS MODULE (M258)</p>
		
<p>9AP0316 MOD.TM3 4 INPUTS 24VDC*TM3TI4 (M241)</p>	<p>9AP0321 12 PIN-24VDC BCO*TM5ACTB12 TERMINAL (M258)</p>	<p>9AP0360 TOUCH SCREEN 10,4" COL TFT TERMINAL (to be programmed before the shipment) (M258)</p>

	<p>PICTURE NOT AVAILABLE</p>	
<p>9AP0370 6-PRESSURE SENSOR UNIT FOR PLC Replaced by 9AP0373</p>	<p>9AP0373 6-PRESSURE SENSOR UNIT FOR PLC</p>	<p>9AR1089 SUPPORT FOR AMMETER</p>
		
<p>9BO0030 COIL FORELECTROVALVE 85G000*24V*A7BS01</p>	<p>9BR0040 GAS RAMP MODULE NPI-12"STRAIGHT SE*020865</p>	<p>9BR0043 IONISATION PROBE 7-1/8" FLAME ROD*018117</p>
	<p>N/A</p>	<p>N/A</p>
<p>9BR0045XT MAXON SPARK IGNITOR EXTENDED .36712 (CA-507)</p>		










		
<p>9CA0103 9CA0104 SINGLE WHEEL TROLLEY RIGHT/LEFT</p>	<p>9CA0106 4-WHEEL TROLLEY TP4R/I</p>	<p>9CA0109 4-WHEEL TROLLEY TM4R</p>
		
<p>9CA0251 2-WHEEL TROLLEY - NYLON D24 FOR CURTAINS</p>	<p>9CA0253 MM5 JOINT FOR CURTAIN TROLLEY</p>	<p>9CA0254 Ø3 H=90 mm JOINT FOR CURTAIN TROLLEY</p>
		
<p>9CE6010 DOOR HINGE PIN D16x290 D6630057</p>	<p>9CE9014 INTERMEDIATE HINGE FOR 6-WING DOOR - D9041841</p>	<p>9CE9015 COMPLETE LATERAL HINGE - D9010284</p>








		
<p>9CE9019 EXTERNAL HINGE - D9010285</p>	<p>9CE9020 HINGE PART L=66 mm - D9040969</p>	<p>9CE9021 HINGE PART L=66 mm - D9040970</p>
		
<p>9CE9022 HINGE PART L=38mm - D9040967</p>	<p>9CE9023 HINGE PART L=105mm - D9040968</p>	<p>9CE9100 9CE9101 HINGE WITH PIN FOR LOWER LOCK* D9020342</p>
		
<p>9CE9107 9CE9108 HINGE WITH PIN FOR UPPER LOCK D9020813</p>	<p>9CE9111 MOBILE UPPER HINGE FOR TROLLEY - D9020763</p>	<p>9CH0001 INTERNAL DOOR LOCK LEVER</p>










		
<p>9CH0004 SURFACE MOUNTED DOOR CLOSER – GREY</p>	<p>9CH0005 DOOR HANDLE PINS + SEEGER FOR 9CH0001</p>	<p>9CH0010 - DOOR LATCHW/ROLLER – WHITE</p>
		
<p>9CH0011 PLATE FOR OLD WORLD DOOR LATCHW/ROLLER – WHITE</p>	<p>9CH0020 ANTI-PANIC HANDLE OVAL BAR – RED</p>	<p>9CH0022 CONTROL PANEL LOCK</p>
		
<p>9CH0025 CONTROL PANEL KEY</p>	<p>9CH0034 CLOSING MAGNETS 87x15 – WHITE</p>	<p>9CH0048 ANTI-PANIC HANDLE LATCH - GREY - 0707221097</p>










		
<p>9CH0049 ANTI-PANIC HANDLE - GREY – 5901610097</p>	<p>9CH0050 EXTERNAL DOOR HANDLE - GREY – 0707828097</p>	<p>9CH0051 INTERNAL DOOR LATCHES - ANTI-PANIC FASTPUSH</p>
		
<p>9CH0052 ANTI-PANIC HANDLE LATCHES - GREY -0706351097 Replaced by 9CH055</p>	<p>CISA 1.06198-24-0 Cover CLOSING LATCHES 06198-24-0</p>	<p>CISA 1.06198-25-0 Cover CLOSING LATCHES 06198-25-0</p>
		
<p>9CH0053 ANTI-PANIC HANDLE ROD EXTENSION KIT - 07064510 GREY Replaced by 9CH0054</p>	<p>9CH0054 – ANTI-PANIC HANDLE EXTENSION – 0706471097</p>	<p>9CH0055 - ANTI-PANIC HANDLE LATCHES - GREY – 0706353097</p>








<p>(PICTURE IS NOT AVAILABLE)</p>		
<p>9CH9006 LOCKING ROD Ø18 L2489</p>	<p>9CH9055 LOCKING ROD Ø18 L1285 - D9041046</p>	<p>9CH9061 LOCKING ROD Ø18 L1435 - D9041296</p>
		
<p>9CH9071 SNAP LOCK PLATE H21 - GREY - D9040832 (FOR MAIN DOOR)</p>	<p>9CH9073 SNAP LOCK PLATE H38 - GREY - D9040804 (FOR LATERAL DOOR)</p>	<p>9CH9075 SNAP LOCK PLATE H21 - WHITE - D9040832 (FOR MAIN DOOR)</p>
		
<p>9CH9077 SNAP LOCK PLATE H38 - WHITE - D9040804 (FOR LATERAL DOOR)</p>	<p>9CH9099 LATCH WITH SPRING FOR SMALL GLASSES 4-WING DOOR</p>	<p>9CH9260 LATCH WITH SPRING FOR LARGE GLASSES 4-WING DOOR</p>









		
<p>9CH9266 - 9CH9077 SNAP LOCK PLATE H38 - WHITE - D9040804 (FOR LATERAL DOOR)</p>	<p>9CH9118 4-WING DOORINTERNAL LOCK KIT - H-400</p>	<p>9CH9119 4-WING DOORINTERNAL LOCK KIT - H-200</p>
		
<p>9CH9120 4-WING DOORINTERNAL LOCK KIT - H STND</p>	<p>9CH9121 4-WING DOORINTERNAL LOCK KIT - H+300</p>	<p>9CH9122 4-WING DOORINTERNAL LOCK KIT - H+600</p>
		
<p>9CH9124 4-WING DOORINTERNAL LOCK KIT - H+800</p>	<p>9CH9125 4-WING DOORINTERNAL LOCK KIT - H+900</p>	<p>9CH9129 4-WING DOORINTERNAL LOCK KIT - H+1.300</p>

		
<p>9CH9130 4-WING DOOR INTERNAL LOCK KIT -H+1.850</p>	<p>9CH9200 DOOR SNAP LOCK PLATE L276x77*TI - D9048589</p>	<p>9CH9201 DOOR SNAP LOCKPLATE L276x40 - D9048590</p>
		
<p>9CH9232 CENTR. LOWERLOCK PLATE FOR RODS 170x80x20 - D9020461</p>	<p>9CO0033 AUXILIARY CONTACT 1NO+1NC X GV1 *GV3-A01</p>	<p>9CO0034 AUXILIARY CONTACT 1NO+1NC LAT.GV2*GVAN11</p>
		<p>N/A</p>
<p>9CO0035 30S *LAD-T2 AUXILIARY CONTACT - (upon request)</p>	<p>9CO0036 AUXILIARY CONTACT WITH TIMER 30S *LAD-R2</p>	

		
<p>9CO0042 AUXILIARY CONTACT NO - FOR SWITCH - ZBE101</p>	<p>9CO0043 AUXILIARY CONTACT NC - FOR SWITCH - ZBE102</p>	<p>9CO0045 AUXILIARY CONTACT NO - ZENL1111</p>
		
<p>9CO0046 AUXILIARY CONTACT NC - ZENL1121</p>	<p>9CO0047 SUPPORT FOR CONTACTS - LAD91809</p>	<p>9CO0051 FIXED COVER FOR PLUG 16A 24POLES</p>
		
<p>9CO0053 MOBILE COVER FOR PLUG - 16A 24 POLES</p>	<p>9CO0055 PLUG 24 POLES – FEMALE - 16°</p>	<p>9CO0057 PLUG 24 POLES - MALE - 16°</p>

		
<p>9CO0058 FEMALE PLUG 4 POLES + GROUND 10A - CKF04</p>	<p>9CO0059 MALE PLUG 4 POLES + GROUND 10A - CKM04</p>	<p>9CO0065 FEMALE PLUG 3 POLES + GROUND 10A - CKF03</p>
		
<p>9CO0066 MALE PLUG 3 POLES + GROUND 10A - CKM03</p>	<p>9CO0067 MOBILE COVER FOR PLUG M20 - MKV20</p>	<p>9CO0068 FIX COVER FOR PLUG - CK031</p>
		
<p>9CO0070 3-POSITION SWITCH 1-0-2 CR0120005RT4</p>	<p>9CO0091 BASE FOR SWITCHES - ZB4-BZ009</p>	<p>9CO0092 2-POSITION MAINTAINED SELECTOR SWITCH - ZB4-BD2</p>

		
<p>9CO0093 3-POSITION NOT MAINTAINED SELECTOR SWITCH - ZB4-BD5</p>	<p>9CO0094 3-POSITION MAINTAINED SELECTOR SWITCH - ZB4-BD3</p>	<p>9CO0095 2-POSITION NOT MAINTAINED KEY SELECTOR SWITCH - ZB4-BG6 Ask for availability</p>
		
<p>9CO0096 2-POSITION MAINTAINED KEY SELECTOR SWITCH - ZB4-BG2</p>	<p>9CO0097 2-POSITION MAINTAINED SELECTOR SWITCH - ILLUMINATED - ZB4-BK1233</p>	<p>9CO0152 HOUR COUNTER - 45x45 24V60HZ UL - CHM48</p>
		
<p>9CO0163 COVER FOR AIR PRESSURE SWITCH 0904344</p>	<p>9CO0166 – TERMINALS COVER 4 POLE (2 PCS) - DS040PR1</p>	<p>9CO0167 – TERMINALS COVER 3 POLES (2 PCS) -DS040PR3</p>

		
<p>9CO0224 AUXILIARY CONTACT 2NO+2NC - LAD-N22</p>	<p>9CO0251 INTERNAL PLUG 10 POLES - 16A – FEMALE</p>	<p>9CO0261 INTERNAL PLUG 10 POLES - 16A – MALE</p>
		
<p>9CO0271 MOBILE PLUG-IN CONNECTOR HOUSING - 16A 10 POLES</p>	<p>9CO0281 SNAP-IN FRAME FOR PLUG-IN CONNECTOR HOUSING - 16A 10 POLES</p>	<p>9CO9007 PLEXIGLASS COVER FOR CO DETECTOR - 200x152x3 - D9030283</p>
		
<p>9CO9300 AIR DEFLECTOR FORPT 100 SENSOR - D9049620</p>	<p>9DI1002 CALIBRATED DIAPHRAGM Ø41,8 *D9048399</p>	

		
<p>9EL0085 GAS VALVE 1/2"832 TANDEM *0832051 -220V</p>	<p>7KR9010 KIT REPLACING THE 9EL0087 (DIRECT FIREDBURNER, USA)</p>	<p>9EL0088 GAS VALVE 1/8" 120/60 - 8256A091SCAG</p>
		
<p>9EL0089 GAS VALVE 3/8" 120/60 - 8040H008SCAG</p>	<p>9EL0096 GAS VALVE D1"1/2 120/60*V4295A1056</p>	<p>9EL0121 AIR VALVE WITH COIL 24/50-60*C.8514 ½</p>
		
<p>9EL0122 AIR VALVE WITH COIL 230/50-60*C.8514 ½</p>	<p>9EL0123 AIR VALVE WITH COIL 24/50-60*UL/CSA ½</p>	<p>9EL0124 AIR VALVE WITH COIL 24V.DC *UL/CSA ½</p>

		
<p>9EL0125 AIR VALVE WITH COIL 24/50*45801522A7BS01</p>	<p>9EL0128 MINI VALVE 235-955 *30-2335-1955</p>	<p>9EL0133 AIR VALVE WITH COIL 24V AND PLUG35801502</p>
		
<p>9EL0137 AIR VALVE WITH COIL 24/50*A331-1C2-A7B</p>	<p>9EL0138 AIR VALVE WITH COIL 220/50*A331-1C2-A7E</p>	<p>9EL0139 AIR VALVE WITH COIL 110/50*A331-1C2-U7K</p>
		
<p>9EL0140 AIR VALVE WITH COIL 24VDC AND PLUG35801502</p>	<p>9EL0141 AIR VALVE WITH COIL 24/DC*A331-1C2-U77</p>	

		
<p>9FI0014 MICROSWITCH - PLASTIC - XCKP2102G11</p>	<p>9FI0015 MICROSWITCH - PLASTIC - XCKP2121G11</p>	<p>9FI0016 MICROSWITCH - PLASTIC - CKN2118G11</p>
		
<p>9FI0020 MAGNETIC MICROSWITCH WITH 2 mCABLE - CST220</p>	<p>9FI0021 SUPPORT FOR MAGNETIC MICROSWITCH - S-CST-04</p>	<p>9FI0033 MICROSWITCH + LEVER + CABLE -XEP4E1FDA326</p>
		
<p>9FI0079 FREQ. REDUCTIONFILTER - 24-48V *LAD4RCE</p>	<p>9FI0084 FREQ. REDUCTIONFILTER - RC1 *118213</p>	<p>9FI0088 AIR FILTER - D1/2" C202-F00</p>

		
<p>9FI0113 GAS FILTER-GOVERNOR 200mm 1"1/2 601248</p>	<p>9FL0101 PRESSURE PICK-UP FLANGE - D9030045</p>	<p>9FL0142 FLANGE 1/2" + GASKET AND SCREWS - SIT830 *0906295</p>
		
<p>9FL0143 STRAIGHT FLANGE 1/2" + GASKET AND SCREWS – SIT830 – 0906266</p>	<p>9FL0205 FLOW SWITCH 1,5AIP65 120°MR1K</p>	<p>9FU0202 SMOKE DAMPER FUSE 180° A.F94</p>
		
<p>9FU0205 SMOKE DAMPER FUSE 120° *A.F92</p>	<p>9FU0305 FUSE HOLDER 3 POLES 32A 10X38 - SFH332</p>	<p>9FU0306 FUSE HOLDER 3 POLES 63A 14X51 - SFH363</p>

		
<p>9GI0105 ANTIVIBRATION JOINT FOR GAS - STAINLESS STEEL - 1"1/2*601014</p>	<p>9GO0002 GALVANIZED MALE EYEBOLT M12 (6S) DIN580</p>	<p>9GO0003 GALVANIZED FEMALE EYEBOLT M10 DIN582</p>
		
<p>9GR0006 800 kg/W.P. GALVANIZED GRID P35x3 - M34x76 - 786x997 mm</p>	<p>9GR0056 1.000 kg/W.P. GALVANIZED GRID P35x2,5 - M25x76 - 786x997 mm</p>	<p>9GR9016 AIR PISTOND25x100</p>
		
<p>9GR9017 AIR PISTON CIL.D25x60</p>	<p>9GR9019 AIR PISTON D25x60 SPEC *D9030250</p>	<p>9GR9034 AIR PISTON 40x300 + COIL 24V</p>

		
<p>9GR9036 FILTER REDUCTOR WITH MANOMETER - D1/4"</p>	<p>9GR9037 FILTER + VALVE AND COIL + PLUG</p>	<p>9GU0124 GASKET D18,5x5x2 *D9030166</p>
		
<p>9GU0126 GASKET D44x34x2*NA1003 -D6630200</p>	<p>9GU0218 PVC SPIRAL SLEEVE D8 – BLACK (price per m)</p>	<p>9GU0266 SILICON SLEEVE Ø 5 mm (price per m) TEMP PROB WIRE</p>
		
<p>9GU0375 NYLON GASKET FORM5 - C.2661 (price per piece)</p>	<p>9GU0406 RUBBER ADHESIVESEAL - 3x25 WHITE (price per m)</p>	<p>9GU0408 RUBBER ADHESIVESEAL - 3x25 GREY (price per m)</p>

		
<p>9GU0409 RUBBER ADHESIVE SEAL - 5x25 (price per m)</p>	<p>9GU0412 SPONGE RUBBER SEAL - D12x10 (price per m)</p>	<p>9GU0414 SPONGE ADHESIVE SEAL - 10x10 (price per m)</p>
 <p>9GU0428</p>		
<p>9GU0428 DOOR SEALING RUBBER (20-35 m) - BEFORE 2007 (price per 80m)</p>	<p>9GU0431 DOOR SEALING RUBBER - 20X19 - AFTER 2007 - minimum purchasable quantity: 22 meters or its multiples (price per 22m)</p>	<p>9GU9062 DOOR SEALING RUBBER FOR OLD 3-WING WORLD DOOR (recommended quantity: 20 m for one 3-wing door)(price per 20m)</p>
		
<p>9GU6115 GASKET D115x10 - D6630005</p>	<p>9GU6285 GASKET D280x6 - D6630010</p>	<p>9GU6320 GASKET - 320x500x5 - D6630047</p>










		
<p>9GU9011 ROD EYELET D9030042</p>	<p>9GU9260 GASKET -260x260x5 - D9042033</p>	
		
<p>9IN0011 SWITCH - 2P - 12A 0-1/ CR01200002RT4</p>	<p>9IN0016 SWITCH - 4P - 32A 0-1/ DS0324BAK6</p>	<p>9IN0017 SWITCH - 4P - 40A 0-1 / DS0404BAL6</p>
 <p>For U.S.A.: + no. 2 9IN0087 For other countries: + no. 1 9IN0087</p>		
<p>9IN0019 SWITCH - 3P - 100A - 0-1* DS1003BAL6</p>	<p>9IN0055 SINGLE POLE SWITCH NO+NO 10A -GW20521</p>	<p>9IN0060 SINGLE POLE AIRTIGHT SWITCH - TAIS202271</p>










	<p>(PICTURE IS NOT AVAILABLE)</p>	<p>(PICTURE IS NOT AVAILABLE)</p>
<p>9IN0071 EXTENSION L180 FOR ZTS250-400 *ZXT12</p>	<p>9IN0082 SWITCH - 6P - 125A BLACK HANDLE - ZTS01256</p>	<p>9IN0083 SWITCH - 6P - 160A BLACK HANDLE - ZTS01606</p>
		
<p>9IN0087 4th POLE XNA100A - XC100PB</p>	<p>9IN0100 SINGLE POLE SWITCH 20A - GB2CB22</p>	<p>9IN0101 3 POLE SWITCH 160A - GS2LG3</p>
		
<p>9IN0102 RED HANDLE – LEFT - GS2AH340</p>	<p>9IN0103 COVER FOR TERMINALS 3X160A GS1AP33</p>	<p>9IN0104 EXTENSION 50/400A 10X10 320mm GS2AE2</p>





		
<p>9IN0107 AUXILIARY CONTACT - GS1AN11</p>	<p>9IN0116 3 POLE SWITCH 250A - GS2N3</p>	<p>9IN0118 TERMINALS COVER - 3 POLES 200/400A GS1AP43</p>
		
<p>9IN0119 WIRING TERMINALS TERMINAL 3P 200-250AGS1AW43</p>	<p>9IN0164 3 POLE SWITCH 40A -V2</p>	<p>9IN0168 3 POLE SWITCH 80A *V4</p>
		
<p>9IN0169 3 POLE SWITCH 175A * V6</p>	<p>9IN0170 3 POLE SWITCH 125A * V5</p>	<p>9IN0171 4th POLE - 40A - VZ-2</p>

		
<p>9IN0172 4th POLE 80A / VZ-4</p>	<p>9IN0173 4th POLE 12- 40A / VZ11</p>	<p>9IN0174 4th POLE - 63- 80A / VZ12</p>
		
<p>9IN0175 4th POLE - 125-175A / VZ13</p>	<p>9IN0180 3P TERMINALS COVER - 40A*VZ 8</p>	<p>9IN0181 3P TERMINALS COVER - 80A - VZ 9</p>
		
<p>9IN0182 3P TERMINALS COVER - 125° - VZ10</p>	<p>9IN0184 SINGLE POLE TERMINAL COVER - 80A VZ27</p>	<p>9IN0186 SHAFT EXTENSION MM300 FOR V02-V2*VZ17</p>

		
<p>9IN0188 SHAFT EXTENSION MM300 FOR V3-V6 *VZ18 Replaced by 9IN0189</p>	<p>9IN0189 – SHAFT EXTENSION MM400 X V3-V6 *VZ31</p>	<p>9IN0191 COUNTER PLATE FOR V0- V2*KZ32</p>
		
<p>9IN0192 COUNTER PLATE FOR V3- V6*KZ74</p>	<p>9IN0195 COUNTER PLATE + BLACK PLATE + HANDLE FOR V0-V2*KAF No longer available Replaced with 9IN0199</p>	<p>9IN0196 COUNTER PLATE + BLACK PLATE + HANDLE FOR V3-V4*KAF No longer available Replaced with 9IN0198</p>
		
<p>9IN0198 COUNTER PLATE +BLACK PLATE + SELECTOR SWITCH FOR V3-V4*KCF Replaces the 9IN0196</p>	<p>9IN0199 RED HANDLE WITH COUNTERPLATE FOR V0-V2 KCF1PZ Replaces the 9IN0195</p>	<p>9IN0200 RED HANDLE WITH COUNTERPLATE FOR V5-V6 (replaces the 9IN0197) KCF3PZ</p>










		
<p>9IN0221 SINGLE POLE BREAKER 8A - 5SY61087</p>	<p>9IN0222 SINGLE POLE BREAKER 10A - 5SY61107</p>	<p>9IN0254 2 POLE BREAKER - 6A - 5SY62067</p>
		
<p>9IN0255 2 POLE BREAKER - 8A - 5SY62087</p>	<p>9IN0256 2 POLE BREAKER - 10A - 5SY62107</p>	<p>9IN0258 2 POLE BREAKER - 16A - 5SY62167</p>
		
<p>9IN0259 2 POLE BREAKER - 20A - 5SY62207</p>	<p>9IN0265 CIRCUIT BREAKER 1P *M9F43104</p>	<p>9IN0307 3 POLE BREAKER 1,6-2,5 - GV2-ME07</p>

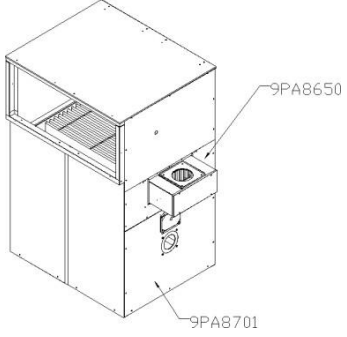

		
<p>9IN0308 3 POLE BREAKER 2,5-4A - GV2-ME08</p>	<p>9IN0310 3 POLE BREAKER 4-6,3A - GV2-ME10</p>	<p>9IN0314 3 POLE BREAKER – 6-10A - GV2-ME14</p>
		
<p>9IN0316 3 POLE BREAKER - 9-14A - GV2-ME16</p>	<p>9IN0317 3 POLE MAGNETIC BREAKER – 14A - GV2-LE16</p>	<p>9IN0319 3 POLE MAGNETIC BREAKER – 18A - GV2-LE20</p>
		
<p>9IN0320 3 POLE BREAKER – 13- 18A - GV2-ME20</p>	<p>9IN0321 3 POLE BREAKER – 17-23A - GV2-ME21</p>	<p>9IN0322 3 POLE BREAKER – 20-25A - GV2-ME22</p>










		
<p>9IN0325 3 POLE MAGNETIC BREAKER – 25A - GV2-LE22</p>	<p>9IN0332 3 POLE BREAKER – 24-32A - GV2-ME32</p>	<p>9IN0341 3 POLE BREAKER – 30-40A - GV3-P40</p>
		
<p>9IN0350 3 POLE BREAKER – 37-50A - GV3-P50</p>	<p>9IN0366 3 POLE BREAKER – 65A - GV3-L65</p>	<p>9IN0372 3 POLE BREAKER – 2,5-4A - MBS25040</p>
		
<p>9IN0373 3 POLE BREAKER – 4-6,3A - MBS25063</p>	<p>9IN0374 3 POLE BREAKER – 6,3-10A - MBS25100</p>	<p>9IN0375 3 POLE BREAKER – 10-16A - MBS25160</p>

		<p>(PICTURE IS NOT AVAILABLE)</p>
<p>9IN0376 3 POLE BREAKER – 16-20A - MBS25200</p>	<p>9IN0604 3 POLE DISCONNECT – 63A - VLS3P063R2</p>	<p>9LA0008 NEON LIGHT BULB 110V – WHITE - Q16*11</p>
<p>SAMPLE IMAGE</p> 		
<p>9LA0011 INDICATOR LAMP BA9S – 110V 3W</p>	<p>9LA0024 LED INDICATOR LAMP – RED - 24V - XB4 BVB4</p>	<p>9LA0029 LED INDICATOR LAMP – WHITE - 24V - XB4BVB1</p>
		
<p>9LA0031 NEON TUBE 36W/865</p>	<p>9LA0032 NEON TUBE 32W/865</p>	<p>9LA0033 LED TUBE 20W- 6500K-3100L</p>

		
<p>9LA0038 LED TUBE - 27W 6500K 2700L – U.S.A.</p>	<p>9LA0043 – LED TUBE PHILIPS 12,5W – 6500K (REPLACE 36 W NEON TUBE)</p>	<p>9LA0050 EMERGENCY LIGHT ELETTRA IP65 U11/1NC</p>
		
<p>9LA0056 LED INDICATORLAMP - WHITE - 230V - XB4BVM1</p>	<p>9LA0057 LED INDICATORLAMP - GREEN - 230V - XB4BVM3</p>	<p>9LA0058 LED INDICATORLAMP - RED - 230V - XB4BVM4</p>
		
<p>9LA0059 LED INDICATOR LAMP -YELLOW - 230V -XB4BVM5</p>		

		
<p>9MA0013 BLACK DOOR HANDLE - M443/150NCH</p>	<p>9MA0015 INTERNAL WHITE DOOR HANDLE - D9030041</p>	<p>9MA0103 MANOMETER 500/0/500 PA - A1/8" - 230001</p>
		
<p>9MA0107 RED LIQUID BOTTLE FOR MANOMETER – 20ml</p>	<p>9MO0021 BLUE TERMINAL 4 MM2 - WK 4/U</p>	<p>9MO0023 G/Y TERMINAL 4 MM2 – EARTH - WK4SL/U</p>
		
<p>9MO0024 GREY TERMINAL 4 MM2 – WK 4/U</p>	<p>9MO0026 GREY TERMINAL 6MM2 - WK 6/U</p>	<p>CONTACT BLOWTHERM USA FOR ALL MOTOR NEEDS</p>

		
<p>90B0001 SIGHT GLASS RING D39 - D1140326</p>	<p>90B9015 SIGHT GLASS WITH FRAME - D9020752</p>	<p>90B9020 SIGHT GLASS WITH FRAME - D9020751 – CHINA</p>
		
<p>9PA8650 FRONT INT. PANEL 1.194x446 - D9047989</p>	<p>9PA8701 FRONT LOWER PANEL 1.194x961</p>	<p>9PE9001 LOCK ANCHORING SYSTEM used w/ Part # 9VA0043</p>
		
<p>9PI9063 HINGE PLATE 274x18 D9048320</p>	<p>9PI9064 HINGE PLATE 274x61 - D9048339</p>	<p>9PO0073 NEON TUBE HOLDER - 249/TS</p>

		
<p>9PR005 PRESSURE SWITCH LGW3 A2 0,4-3MB – 172109</p>	<p>9PR0034 – GAS PRESSURE SWITCH DUNGS NB50A4/5-50MB – 172765</p>	<p>9PR0106 PRESSURE SWITCH 2-50 MILLIBAR -C6097A2210B</p>
	<p>SAMPLE IMAGE</p> 	<p>SAMPLE IMAGE</p> 
<p>9PR0108 PRESSURE SWITCH LGW3A2 AAA242 0,16-1,2"</p>	<p>9PR0111 CABLE GLAND PG 9 – GREY</p>	<p>9PR0112 CABLE GLAND PG 11 – GREY</p>
<p>SAMPLE IMAGE</p> 	<p>SAMPLE IMAGE</p> 	<p>SAMPLE IMAGE</p> 
<p>9PR0113 CABLE GLAND PG 13,5 – GREY</p>	<p>9PR0114 CABLE GLAND PG 16 – GREY</p>	<p>9PR0122 CABLE GLAND M20 – GREY</p>

<p>SAMPLE IMAGE</p> 	<p>SAMPLE IMAGE</p> 	
<p>9PR0123 CABLE GLAND M25 – GREY</p>	<p>9PR0124 CABLE GLAND M32 – GREY</p>	<p>9PR0128 CABLE GLAND M25 BLACK – ATEX</p>
		
<p>9PR0130 GAS PRESSURE SWITCH / GW 50 / A6 / 5-50MB 228725</p>	<p>9PU0123 EMERGENCY BUTTON - D40R - ZB4BS844</p>	<p>9PU0125 EMERGENCY BUTTON - 1NC - XB7ES542P</p>
		
<p>9PU0126 PUSH-PUSH BUTTON – GREEN - B5AH03</p>	<p>9PU0128 ILLUMINATED BUTTON - NOT MAINT. - ZB4- BW37</p>	<p>9PU0129 PUSH-PUSHBUTTON – GREEN - XB7NJ0361</p>

		
<p>9PU0133 BASE CONTACT LIGHT MODULE - 1NA - ZB4-BW061</p>	<p>9PU0134 SET OF PARTS FOR BUTTON - ZB4BZ011</p>	<p>9PU0135 BASE CONTACT LED LIGHT MODULE - 24V – W -ZB4-BW0B11</p>
		
<p>9PU0136 BASE CONTACT LED LIGHT MODULE - 24V – G - ZB4-BW0B31</p>	<p>9PU0137 EMERGENCY BUTTON WITH KEY D40 – RED - XB4BS9445</p>	<p>9PU0138 YELLOW LED BASE-1NO - ZB4BW0B51</p>
		
<p>9PU0139 BLUE LED BASE-1NO - ZB4BW0B61</p>	<p>9PU0140 ILLUMINATED BUTTON – WHITE - ZB4-BW313</p>	<p>9PU0141 2-POSITION BLUE SWITCH - ZB4BK1263</p>

		
<p>9PU0142 3-POSITION WHITE SWITCH - ZB4BK1313</p>	<p>9PU0143 3-POSITION YELLOW SWITCH - ZB4BK1353</p>	<p>9PU0144 3-POSITION BLUE SWITCH – ZB4BK1363</p>
		
<p>9PU0145 ILLUMINATED BUTTON WHITE - ZB4- H013</p>	<p>9PU0146 ILLUMINATED BUTTON GREEN - ZB4-BH033</p>	<p>9PU0147 O/I SWITCH WITH LIGHT - XB4BW73731B5</p>
		
<p>9PU0148 2-POSITION WHITE SWITCH - ZB4BK1213</p>	<p>9PU0149 2-POSITION YELLOW SWITCH - ZB4BK1253</p>	<p>9PU0151 3-POSITION BLUE SWITCH - NOT MAINTAINED - ZB4BK1563</p>

		
<p>9PU0160 ILLUMINATED BUTTON – GREEN - HD46C2</p>	<p>9PU0163 PUSH-PUSH BUTTON - HF45C3</p>	
		
<p>9RA0010 2-CHANNEL 433 RADIO KIT - 2 REMOTE – ANTENNA</p>	<p>9RA3002 BRASS FITTING M1/8"x 6 + COMPRESSION - A.10480</p>	<p>9RA3305 AIR HOSE FITTING - M5X4,5 - C.2601</p>
		
<p>9RA3310 90° FITTING / M-F M5-M5 - C.2021</p>	<p>9RA3317 90° FITTING - HOSE - D6-M5 - C.6522</p>	<p>9RA3325 REDUCTION FITTING / M-F / M5 - F1/8 C.2521</p>

		
<p>9RA3326 REDUCTION FITTING / M-F - 1/4-3/8 C.2521</p>	<p>9RA3327 REDUCTION FITTING / M-F - 1/8"-M5 C.2531</p>	<p>9RA3329 STRAIGHT RAPID PUSH-IN FITTING / M1/8"x D6 C.6463</p>
		
<p>9RA3330 STRAIGHT RAPID PUSH-IN FITTING - M1/8"x 6PVC C.6510</p>	<p>9RA3333 STRAIGHT RAPID FITTING - M1/8"x 6/4 - C.1510</p>	<p>9RA3335 STRAIGHT RAPID PUSH-IN FITTING - M1/4"x10 PVC - C.6510</p>
		
<p>9RA3340 TEE RAPID PUSH-IN FITTING 1/8"- PVC D6 - C.6441</p>	<p>9RA3350 TEE RAPID PUSH-IN FITTING - PVC D 6 - C.6540</p>	<p>9RA3355 Y RAPID PUSH-IN FITTING - PVC D 6 - C.6560</p>

		
<p>9RA3359 Y RAPID PUSH-IN FITTING - PVC D10 - C.7560</p>	<p>9RE0051 SILENCER RSW 1/8</p>	<p>9RE0152 SUPPORT FOR RELAY LRD - LAD7B106</p>
		
<p>9RE0160 THERMAL DIFFERENTIAL RELAY / 7,0-10 A LRD -14</p>	<p>9RE0161 THERMAL DIFFERENTIAL RELAY / 9,0-13 A LRD-16</p>	<p>9RE0163 THERMAL DIFFERENTIAL RELAY / 16-24 A - LRD-22</p>
		
<p>9RE0184 THERMAL DIFFERENTIAL RELAY / 5,5-8,5A - B18K-08</p>	<p>9RE0205 2 CONTACT RELAY 10A - 230/50 - FI.55.32</p>	<p>9RE0206 2 CONTACT RELAY - 10A - 24/50 - FI.55.32</p>


		
<p>9RE0213 2 CONTACT MINI RELAY - 8A – 24V - FI.40.52</p>	<p>9RE0215 SAFETY RELAY - RM7895A1014</p>	<p>9RE0231 RELAY 6A - 24VDC 1NA+1NC - RSL1AB4BD</p>
		<p>(PICTURE IS NOT AVAILABLE)</p>
<p>9RE0235 BASE FOR RELAYS 12x3,5MM - RSZE1S35M</p>	<p>9RE0236 BASE FOR RELAYS WITH SCREW - 12-24AC/DC RSLZVA1</p>	<p>9RE0306 BALLAST 58-65W V220/60 - MEC92/90</p>
		
<p>9RE0317 ELECTRONIC BALLAST - 2X58W - 230V</p>	<p>9RE0340 ELECTRONIC BALLAST 3X32W 120-277V50/60HZ</p>	<p>9RI0002 CO SENSOR - 230VAC - RGDCOHMP1</p>

		
<p>9SE9002 COMPASS FOR DAMPER PIVOTING D9043084</p>	<p>9SE9011 SRZC DAMPER H1.100 L650 P150</p>	<p>9SE9015 SRZC DAMPER L1.100 H300 P150</p>
<p>(PICTURE IS NOT AVAILABLE)</p>		
<p>9SE9085 DAMPER 1.076x1.380 mm - D9040685</p>	<p>9SE9105 LEVER SHAFT FOR DAMPER</p>	<p>9SE9135 DAMPER LEVER L120 D9044819</p>
		
<p>9SE9195 LEVER SHAFT FOR DAMPER - D9030183</p>	<p>9SE9196 LEVER SHAFT FOR DAMPER - D9030184</p>	<p>9SE9198 PIVOT SHAFT FOR DAMPER - D9030185</p>

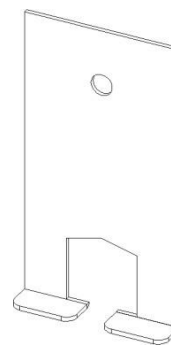
		
<p>9SE9400 LEVER SHAFT FOR DAMPER</p>	<p>9SE9401 LEVER SHAFT FOR DAMPER</p>	<p>9SO0027 OLD TEMP SENSOR (PT100)</p>
		
<p>9SO0041 - HYGROMETER RH%4/20MA EWHS 284</p>	<p>9SO0031 15 m CABLE FOR PT00 SENSOR - 90° PLUG</p>	<p>9SO0032 90° PLUG - 4-POLE PT100 SENSOR</p>
		
<p>9SP9010 INSTALLATION PLATE FOR LOWER PROFILE L60X60*D9047656</p>		<p>9SU9011 FILTER FRAME PLASTIC HOLDER</p>




9SU9015 FILTER FRAME
PLASTIC CORNER HOLDER



9SU9058 FILTER FRAME PLASTIC
HOLDER, CUT




9ST9065 CEILING BAR HANGER -
D9047401



9SU9188 ROD SUPPORT FOR
SEMIMETALLIC BASEMENT L137
- D9047379



9SU9201 DAMPER ROTATION
PLATE 100x30 - D9030018



9SU9251 0.37kW VENTILATOR
SUPPORT – 9044290



9TA0009 EMERGENCY EXIT
ALUMINIUM SIGNBOARD 200x400



9TA0052 STICKER - D9060332



9TA0064 BLOWTHERM STICKER
– 168x40 - D0060121



9TA0065 BLOWTHERM STICKER - 335x80 - D0060122

9TA0066 BLOWTHERM STICKER - 670x150 - D0060123

9TA0076 BLOWTHERM STICKER - 1810x450



9TA0084 CAUTION STICKER - 230x160 - D0060104

9TA0091 CAUTION STICKER 196x280 - D9060112

9TA0092 CAUTION STICKER 250x170 - D9060114



9TA0093 CAUTION STICKER 173x202 - D9060237

9TA0094 CAUTION STICKER 150x150 - D9060113

9TA0095 MAX LOAD 50 kg STICKER - 57x65 - D9060240

		
<p>9TA0096 MAX LOAD 25 kg STICKER - 26x43 - D9060241</p>	<p>9TA0098 CAUTION STICKER – 125x175 - D0060128</p>	<p>9TA0099 CAUTION STICKER 280x195 - D9060446</p>
		
<p>9TA0105 CAUTION STICKER - D9060277</p>	<p>9TA0149 WIRING DIAGRAMNUMBER STICKER - D906008</p>	<p>9TA0500 WHITE CAPD.9,5X7,3</p>
		
<p>9TE0013 TR2 THERMOSTAT 0-65°C L=2M – 540574 Replaced by 9TE0003</p>	<p>9TE0056 BI-THERMOSTAT L4064B2210 110° G.290</p>	<p>9TE0059 BI-THERMOSTAT L4064R1134 120° - 290 mm FIXED</p>



9TE0289 SBC PLUS1 F/D - 24V



9TE0290 SBC PLUS - PT100 - 24V



9TE0291 SBC PLUS 1 GF



9TE0304 THERMOREGULATOR
MPS9-BL - ON/OFF



9TE0305 THERMOREGULATOR
MPS9-BL MOD. 0-10V - 24V



9TE0337 THERMOREGULATOR
MPS9 SB-V3 - MOD. - 24/60



9TE0341 THERMOREGULATOR
MPS9 - ON/OFF - 24V



9TE0351 TIMER 24-230V/50-60 TC 90



9TE0352 PREWASHING TIMER - ST7800A1039



9TE0356 TIMER 0,3-30"24-230V - RE8TA31BUTQ



9TE0365 TIMER 0,3-120' - 240V E1Z1E10
Replaced by 9TE0358



9TE0358 TIMER 24VDC-240VAC RE22R1QMU



9TE0431 MOTOR CONTACTOR 12A – 110/50-60VIT - LC1D12F7



9TE0438 MOTOR CONTACTOR 25A - 24V - LC1DT25B7



9TE0443 MOTOR CONTACTOR 9A - 24V - LC1D09B7



9TE0444 MOTOR CONTACTOR 9A – 230V - LC1D09M7



9TE0445 MOTOR CONTACTOR
- 12A - 24V LC1D12B7



9TE0446 MOTOR CONTACTOR - 12A -
230V -
LC1D12M7



9TE0447 MOTOR CONTACTOR -
18A - 24V
LC1D18B7



9TE0448 MOTOR CONTACTOR -
18A - 230V
LC1D18M7



9TE0449 MOTOR CONTACTOR - 25A -
24V -
LC1D25B7



9TE0450 MOTOR CONTACTOR -
25A - 230V
LC1D25M7



9TE0451 MOTOR CONTACTOR -
32A - 24V
LC1D32B7



9TE0455 MOTOR CONTACTOR - 50A -
24V
LC1D50B7



9TE0490 MOTOR CONTACTOR -
2P - MOD.27
MM 220V - LC1SKGC200



9TE0530 MOTOR CONTACTOR - 3P
+1NO - 09A
230V - LS4K10-50



9TE0531 MOTOR CONTACTOR -
3P+1NC - 09A
230V - LS4K01-50



9TE0535 MOTOR
CONTACTOR - 3P+1NO -
12A
230V - LS5K10-50



9TE0536 MOTOR CONTACTOR -
3P+1NC - 12A 230V
- LS5K01-50



9TE0540 MOTOR CONTACTOR -
3P+1NO - 18A 230V
- LS7K10-50



9TE0558 MOTOR CONTACTOR -
12A - 24VCC
LC1D12BL



9TE0562 MOTOR
CONTACTOR - 25A - 24VCC LC1D25BL



9TE0564 MOTOR
CONTACTOR - 25A - 24VCC -
LC1DT25BD



9TE0565 MOTOR
CONTACTOR - 32A - 24VCC -
LC1D32BL

		<p>N/A</p>
<p>9TE0569 MOTOR CONTACTOR - 50A - 24VCC - LC1D50ABD</p>	<p>9TI9001 THREADED ROD M8L=770 - D9047251</p>	
		
<p>9TR0031 TRANSFORMER 100VA - 230-400/24V50-60Hz</p>	<p>9TR0040 TRANSFORMER - 200VA - 115-230-400/24V50-60Hz</p>	<p>9TR0044 TRANSFORMER 250VA 220-460-575-24V 24V60UL</p>
		
<p>9TR0103 PRESSURE TRANSDUCER - CP112PN</p>	<p>9TU0030 COMPRESSED AIR HOSE D6x4 - LIGHT BLUE (price per meter)</p>	<p>9TU0031 COMPRESSED AIR HOSE D6 (price per meter)</p>










		<p>N/A</p>
<p>9TU0033 COMPRESSED AIR HOSE D6x4 LONG LIFE – BLACK (price per meter)</p>	<p>9TU0038 COMPRESSED AIR HOSE D6x4 – YELLOW (price per meter)</p>	
		<p>N/A</p>
<p>9VA0043 GAS BALL VALVE D 1 1/2" – MB40 (USED WITH PART # 9PE9001</p>	<p>9VA0060 MAXIMUM GAS PRESSURE - D1"1/2 - MB40</p>	
		
<p>9VE0251 FAN 0,37kW - 4P 115V60Hz*UL*DCF74</p>	<p>9VE0258 FAN WHEEL D530 - H364 - kW 5,5 - 60Hz - M38</p>	<p>9VE0261 10 HP TURBO FAN NEWMAN (6' Blade) 1-3/8' Shaft</p>

 <p>s</p>		
<p>9VE0263 FAN WHEEL D570 - H364 - kW 7,5 - 60Hz - M38</p>	<p>9VE0269 15 HP TURBO FAN (8.5' BLADE)Nema</p>	<p>9VE0403 COOLING FAN FOR INVERTER 11-15kW VZ3V3104</p>
		
<p>9VI1533 M8x20 BOLT WITH FLANGE – 8.8 - DIN6921</p>	<p>9VI2137 LARGE SCREW M6x20 DOUBLE CUT</p>	<p>9VI2138 LARGE SCREW M6x30 DOUBLE CUT</p>
	<p>SAMPLE IMAGE</p> 	<p>SAMPLE IMAGE</p> 
<p>9VI2237 FLAT SCREW M6x20 PHILLIPS HE - DIN965</p>	<p>9VI3004 M6 NUT – 8 CLASS - UNI5588</p>	<p>9VI3024 SELF-LOCKING NUT M6 - UNI7473</p>

		
<p>9VI3039 M8 NUT WITH FLANGE - UNI6923</p>	<p>9VI3200 SLIP NUT - D.5,5 – 7350409</p>	<p>9VI3201 M6 SLIP NUT – 18042</p>
		<p>SAMPLE IMAGE</p> 
<p>9VI3203 M6 CAGE NUT W/FINS - 4006-C</p>	<p>9VI3216 M8 CAGE NUT W/FINS - 4028-E</p>	<p>9VI3402 THREADED INSERT M6 - FTT/M - L17,5</p>
<p>SAMPLE IMAGE</p> 		
<p>9VI3406 THREADED INSERT M8 - FTT/M - L17,5</p>	<p>9VI3409 M6 HEXAGONAL THREADED INSERT FTTE L16</p>	<p>9VI3901 M8 SPECIAL NUT FOR FILTER FRAME - D9030014 (while stocks last)</p>

		
<p>9VI3902 M8 SPECIAL NUT FOR FILTER FRAME – W- D9043596 (while stocks last)</p>	<p>9VI3903 M8 SPECIAL NUT FOR FILTER FRAME - D9045334</p>	<p>9VI3904 M8 SPECIAL NUT FOR FILTER FRAME – W - D9030218</p>
	<p>SAMPLE IMAGE</p> 	<p>SAMPLE IMAGE</p> 
<p>9VI3906 M8 SPECIAL NUT FOR F/FRAME – L=41 -D9030254</p>	<p>9VI4225 SELF THREADING SCREW - 3,9x16 - UNI6955</p>	<p>9VI4252 SELF THREADING SCREW - 5,5x22 - UNI6955</p>
<p>SAMPLE IMAGE</p> 	<p>SAMPLE IMAGE</p> 	<p>SAMPLE IMAGE</p> 
<p>9VI5203 WASHER - M5 - UNI6592</p>	<p>9VI5204 WASHER - M6 - UNI6592</p>	<p>9VI5207 WASHER - M10 - UNI6592</p>

<p>SAMPLE IMAGE</p> 	<p>SAMPLE IMAGE</p> 	
<p>9VI5226 WASHER - D6,6x18x2 - UNI6593</p>	<p>9VI5306 M6 GROWER WASHER - UNI1751</p>	<p>9VI5335 SPECIAL WASHER - D10 - DIN137B</p>
		
<p>9VI5650 BRASS WASHER FORHINGES - D21x16,5 - SP3,5 D9030022</p>	<p>9VI5710 SEEGER - D10 -UNI7434</p>	<p>9VI5712 SEEGER - D12 -UNI7434</p>
		
<p>9VI5760 ELASTIC WASHER -D18 - FOR SHAFT D8 - 2023-8</p>	<p>9VI6060 ALLEN BOLT M8x50 - 8.8 -UNI5931</p>	<p>9VI6408 BOLT M8x16 WITH STAR-SHAPED HANDLE - VCT. 40P</p>

		
<p>9VI6722 M6 HOOK FOR LIGHT FIXTURES - D9030298</p>	<p>9VI6744 WHITE CAP WITH GASKET</p>	<p>CB9 – Motor Capacitor for Mixing Room Fan</p>
 <p>NMB24-3 BELIMO MOTOR 24v 90in/lb Float</p>	 <p>NMB24-MFT BELIMO MOTOR 24v MFT</p>	 <p>NMB24-SR BELIMO MOTOR 90# PROPORTIONAL</p>
<p>NMB24-3 - BELIMO MOTOR 24v 90in/lb Float</p>	<p>NMB24-MFT 24V MT</p>	<p>NMB24-SR 24V</p>
 <p>S1A BELIMO AUX SWITCH X SPOT</p>	 <p>MCU706-1/4 CAMOZZI FITTING</p>	 <p>SCU604-1.8 CAMOZZI FITTING</p>
<p>S1A - BELIMO AUX SWITCH X SPOT</p>	<p>MCU706 - 1.4 CAMOZZI FITTING</p>	<p>SCU604-1/8 - Camozzi Fitting</p>

 <p>RUBBER LIFT PAD</p>	 <p>2PCI BRIXON LATCH 5"</p>	
<p>RUBBER LIFT PAD</p>	<p>BRIXON LATCH 2PCI – BRIXON LATCH 5"</p>	<p>9SU9118 PT100 SENSOR SUPPORT FOR CEILING RAIL D9048218</p>

Immediate **SALES** or **SERVICE** assistance: 262-269-6265

Immediate **PARTS** assistance: 855-463-9872

EMAIL direct for Sales, Service or Parts: sales@blowtherm-usa.com

To leave detailed information, please fill out the form at: www.blowtherm-usa.com/contact-us